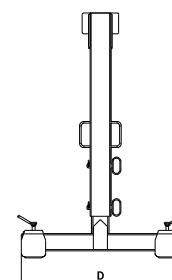
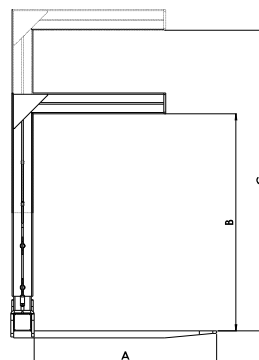
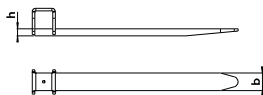


# FORCHE PORTAPALLET - PALLET FORKS



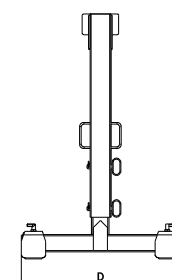
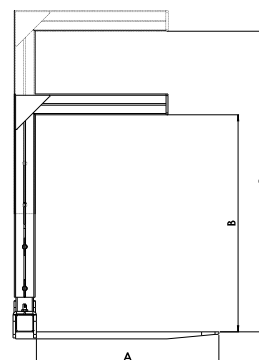

Modelli Models	Capacità Capacity	Peso Weight	A	B	C	D	b x h
	kg	kg	mm	mm	mm	mm	mm
FPF 20 S	2000	180	1030	1200	1680	900	100 x 40

In conformità EN 2006 42 CE - According to EN 2006 42 EC



Modelli Models	Capacità Capacity	Peso Weight	A	B	C	D	b x h
	kg	kg	mm	mm	mm	mm	mm
FPF 20 X	2000	156	1050	1250	1730	910	100 X 40

In conformità EN 2006 42 CE - According to EN 2006 42 EC



Accessorio per modelli  
FPF 20 S E FPF 20 X  
Accessories available for models  
FPF 20 S E FPF 20 X



ATTACCO "S" - "S" ATTACHMENT

